




# INSTALLATION MANUAL

## PVX Multimount® | Tube

PVX MULTIMOUNT ART NR: PVX23011945	TUBE LOCKERS ART NR: PVX14092006	PIPE
		

ENTRY STEP 1	ENTRY STEP 2	ENTRY STEP 3
		
FRONT PIPE ENTRANCES 2 X Ø 16-32MM	PLACE THE TUBE IN THE TRANSIT	PRESS THE LOCKER

INSERT STEP 1	INSERT STEP 2	INSERT STEP 3
		
REMOVE THE LID BY PRESSING THE SIDE	BOTTOM WITH INLAY TUBE 2 X Ø 16-32MM	PLACE THE LID / PRESS THE LOCKER



**PVX Multimount®**  
THE NEW STANDARD IN CABLE MANAGEMENT

**PVX Multimount®**

Smedenweg 91, NL-4204 SN Gorinchem, +31 (0)6-40235633

info@pvxmultimount.com | www.pvxmultimount.com