









INSTALLATION MANUAL

PVX Multimount® | Wire Channel

PVX MULTIMOUNT ART NR. PVX23011945	WIRE CHANNEL CLIP ART NR. PVX26122003	WIRE CHANNEL
		

STEP 1	STEP 2	STEP 3
		
<p>SQUEEZE WIRE CHANNEL CLIP AND TAKE IT OUT</p>	<p>TOP WITH INLAY WIRE CHANNEL</p>	<p>POSITION THE WIRE CHANNEL</p>

STEP 4	STEP 5	STEP 6
		
<p>PLACE THE WIRE CHANNEL CLIP</p>	<p>PRESS THE WIRE CHANNEL CLIP</p>	<p>READY FOR USE</p>



PVX Multimount®
THE NEW STANDARD IN CABLE MANAGEMENT

PVX Multimount®

Smedenweg 91, NL-4204 SN Gorinchem, +31 (0)6-40235633

info@pvxmultimount.com | www.pvxmultimount.com